

SPEC SHEET

WE'RE CHANGING THE FACE OF OUTDOOR
ADVERTISING, ONE TRUCK AT A TIME.



TRANSPROMOTION

53' TRUCK TEMPLATE

SIDE OF TRUCK

Safe Zone - 616" x 94" (154" x 23.5" @ 25%)

All critical elements (text, images, graphic elements, logos, etc.) should be kept within this area.

We recommend no borders - due to possible shifting during the install process, borders may appear uneven.

Final Trim Zone - 622" x 100" (155.5" x 25" @ 25%)

Final Install Graphic Size

Bleed Zone - 630" x 108" (157.5" x 27" @ 25%)

Please allow 4" (1" @ 25%) for installation tolerance around your design. Be sure to extend all background images or colors all the way to the edge of this area.

This Template is set at 25% of final size.

DO NOT SCALE.

Create your artwork as Vector or 150 dpi raster to fit this template. The final scaling will be done while producing the wrap.

BACK OF TRUCK

Safe Zone - 90" x 100" **(22.5" x 25" @ 25%)**

All critical elements (text, images, graphic elements, logos, etc.) should be kept within this area.

We recommend no borders - due to possible shifting during the install process, borders may appear uneven.

Final Trim Zone - 96" x 106" **(24" x 26.5" @ 25%)**

Final Install Graphic Size

Bleed Zone - 104" x 114" **(26" x 28.5" @ 25%)**

Please allow 4" (1" @ 25%) for installation tolerance around your design. Be sure to extend all background images or colors all the way to the edge of this area.

This Template is set at 25% of final size.

DO NOT SCALE.

Create your artwork as Vector or 150 dpi raster to fit this template. The final scaling will be done while producing the wrap.


Please leave artwork out of the purple areas.

DOWNLOAD THE INDESIGN TEMPLATE

at transpromotion.us/how-it-works

ACTUAL SIZE OF ART AREA:


622.1" WIDE X 104.30" TALL



ROADSIDE

ACTUAL SIZE OF ART AREA:

622.1" WIDE X 104.30" TALL




CURBSIDE

ACTUAL SIZE OF ART AREA:

96.19" WIDE

106.21" *TALL



BACK OF TRUCK

102.31" WIDE X 108.21" TALL

***2" REFLECTIVE TAPE ALONG THE BOTTOM OF THE DOORS**



TRANSPROMOTION

26' TRUCK TEMPLATE

SIDE OF TRUCK

Safe Zone - 297" x 88" (74.25" x 22" @ 25%)

All critical elements (text, images, graphic elements, logos, etc.) should be kept within this area.

We recommend no borders - due to possible shifting during the install process, borders may appear uneven.

Final Trim Zone - 301" x 92" (75.25" x 23" @ 25%)

Final Install Graphic Size

Bleed Zone - 305" x 96" (76.25" x 24" @ 25%)

Please allow 2" (.5" @ 25%) for installation tolerance around your design. Be sure to extend all background images or colors all the way to the edge of this area.

This Template is set at 25% of final size.

DO NOT SCALE.

Create your artwork as Vector or 150 dpi raster to fit this template. The final scaling will be done while producing the wrap.

BACK OF TRUCK

Safe Zone - 90" x 87" (22.5" x 21.75" @ 25%)

All critical elements (text, images, graphic elements, logos, etc.) should be kept within this area.

We recommend no borders - due to possible shifting during the install process, borders may appear uneven.

Final Trim Zone - 94" x 91" (23.5" x 22.75" @ 25%)

Final Install Graphic Size

Bleed Zone - 98" x 95" (24.5" x 23.75" @ 25%)

Please allow 2" (.5" @ 25%) for installation tolerance around your design. Be sure to extend all background images or colors all the way to the edge of this area.

This Template is set at 25% of final size.

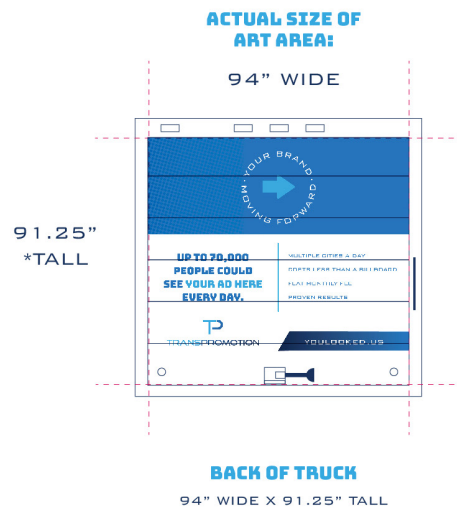
DO NOT SCALE.

Create your artwork as Vector or 150 dpi raster to fit this template. The final scaling will be done while producing the wrap.

Please leave artwork out of the blue areas.

**DOWNLOAD THE
INDESIGN TEMPLATE**

at transpromotion.us/how-it-works



QUESTIONS?

Please reach out to us at info@transpromotion.us
or call 301-453-2700



TRANSPROMOTION